



Significant reduction in corrosion resistance by Nano-Structure Ni-Cr coating for Boilers Application

S. A. R. NAQVI<sup>++</sup>\*, M. A. DANDU, S. H. A. RIZVI\*, S. M. KUMAI\*, W. SALMAN\*, W. ALI\*\*, H.A. JAFFERY\*\*\*,

University Kuala Lumpur, British Malaysian Institute, Malaysia

Received 10<sup>th</sup> June 2018 and Revised 15<sup>th</sup> September 2018

**Abstract:** The consequences of corrosion are many and effect of these on the safe, reliable and efficient operation of equipment or structure are often more serious. To avoid corrosion the current investigation is made and corrosion behavior of Nano Ni-Cr coating on (Fe-Mn0.48±0.05) was evaluated in tap water. A Nano structured Ni-Cr coating was prepared by Ball Milling Technique. The specimen with and without Nano Coating was exposed to Linear Polarization Resistance Test (LPR). The coating was found to reduce corrosion rate of  $15 \times 10^{-3}$  (mpy) of bare sample to  $0.05439 \times 10^{-3}$  (mpy) of Nano Ni-Cr coated sample. Corrosion Resistance shown by the investigated coating is due to  $\text{Cr}_2\text{O}_3$  phase formed on coating thus the results are favorable for boiler applications.

**Keywords:** Nano Technology, Ni-Cr Coating, Ball Milling, Linear Polarization Resistance Test.

## 1. INTRODUCTION

Fire tube boilers has serious concern over degradation on high temperature due to hot corrosion, about 50% of total arrest time is due to boiler's downtime. So the power generation industry is more focused in research on corrosion resistance in boiler tubes and it must be addressed (Stringer, and. Wright, 1995) (Simms, 2011).

Development of high corrosion resistant coating from thermal spraying is more popular for boiler tube. To synthesized coatings for corrosion resistance of boiler tubes thermal spraying has attained more popularity, due to its flexibility and feasibility for on-site applications in contrast with other option of surface improvement (McCune, *et al.*, 1995)

Deposition of feedstock powder has been done by various forms of thermal spraying which usually includes the fully/partially melting of feedstock powder (Papyrin, *et al.*, 2006) Cold spray process is the most useful and effective. Phase transformation will not occur during deposition process because coating powder does not oxidize in flight.

According to the literature Synthesis of Nano-Structured coatings are usually done by Mechanical milling of powders (Pabi, and Murty, 1996) (Suryanarayana, 1995) It is accepted that the nickel based alloys has various applicable properties, such as high thermal conductivity, high corrosion resistance and

wear. Furthermore, nickel based alloy having high percentage of chromium are popular coating materials for corrosion resistance because they show high resistance to oxidation. NiCr is remarkable against corrosion, a character stick that make it function in boiler industries is it apply to coat boiler tubes that confront collision of flue gas particles having high velocity that corrode boiler tubes. Nano-structure NiCr powder was successfully synthesized and coated on our samples of boiler tubes.

## 2. EXPERIMENTAL DETAILS

The substrate material in current study was boiler tube steel; most commonly used boiler tube steels in Pakistan. The nominal chemical composition of this boiler tube steel and Ni-Cr coating using XRF has shown in (Table 1).

Table-1: Nominal composition of Boiler tube and Ni-Cr coating

XRF details of Ni-Cr coating and Boiler Tube				
	Fe	Cr	Ni	Mn
Boiler Tube	92.52±0.05	---	---	0.48±0.05
Ni-Cr Coating	72.42±0.05	18.67±0.24	7.88±0.26	1.03±0.12

The test specimens of dimensions  $1 \times 1 \text{ cm}^2$  were cut prepared from the boiler tubes. The specimens were grinded and polished using emery papers of 80,160,220,400,600 grit sizes. Subsequently, the specimens were polished down to mirror finish on cloth

<sup>++</sup> Corresponding Author alinaqvil@yahoo.com, kumailhayder@gmail.com, waqasmyd@gmail.com, wahaajaly@gmail.com

\*NED University of Engineering & Technology, Pakistan

\*\*Mechanical Engineering Department, National University of Science & Technology, Pakistan

\*\*\*Department of Mechanical Engineering, University of Malaya, Malaysia

wheel polishing machine using Alumina powder suspension.

The requirements of linear polarization resistance test (LPR) were that samples are soldered to a copper wire of length 10 inches and molded into epoxy. The Ni-Cr Nano structured powder was synthesized with following composition. (Ni~7.88±0.26%,Cr~18.67±0.24%) in a planetary ball milling machine, the parameters used in ball milling were ball to powder weight ratio 10:1, running time to pause time(min) ratio is 8:20 at 250 rpm.

To compare results with the Ni-Cr Nano coated sample we have selected commercially available paint, commercially available primer and paint-primer coating as shown in (Fig. 1), for each coating LPR was conducted in tap water.




Fig. 1. Snapshot of (a) Bare sample (boiler tube), (b) Paint-primer sample, (c) Painted sample, (d) Primer sample, (e) Ni-Cr coated

Linear polarization initial perimeters are shown in (Fig. 2).

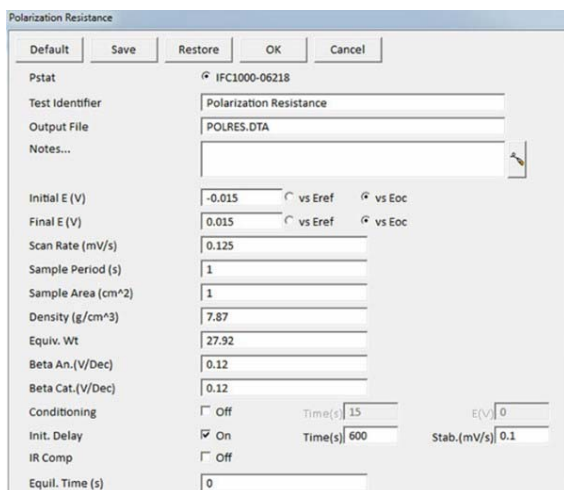


Fig. 2. Snapshot of parameters used in LPR test

### 3. RESULTS AND DISCUSSION

In order to evaluate corrosion resistance of each of the samples, linear polarization resistance (LPR) tests

are conventional tools. In an electrolytically conducting solution when a metal electrode is immersed, electrochemical mechanism of corrosion starts. Two simultaneous reactions are involve in this process.

Metal will pass from a solid surface into an adjacent solution at anode sites, and by doing so leave a surplus of electron at the metal surface. The excess electron will flow to nearby sites, designated cathodic sites at which they will be consumed by oxidizing species from the corrosive solution. The corrosion current ( $I_{corr}$ ), generated by the flow of electron from anodic to cathodic sites, could be used to compute the corrosion rate by the application of modified version of Faraday's Law in Eq. (1):

$$C = \frac{I_{corr} \times E}{A \times D} \times 128.67 \quad (1)$$

Where;

C= Corrosion Rate (mpy)

E= Equivalent weight of corroding metal (gm)

A= Area of corroding metal (cm²)

D= Density of corroding metal (gm/cm³)

Table-2: Corrosion Rates(mpy) obtained by LPR test.

Samples	Corrosion Rate (mpy)
Bare (Boiler Tube)	15x10 <sup>-3</sup>
Paint Primer Coated	9.605 x10 <sup>-3</sup>
Paint Coated	3.659 x10 <sup>-3</sup>
Primer Coated	1.591 x10 <sup>-3</sup>
Ni-Cr Coated	0.05439 x10 <sup>-3</sup>

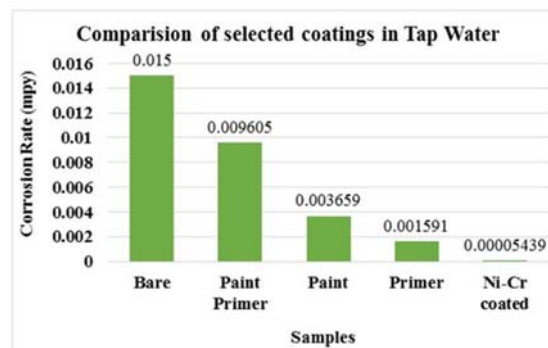


Fig. 3. Comparison between coated Samples

From the LPR test, the corrosion resistance evaluated are shown in (Table-2 and Fig. 3). The bare sample which is the boiler tube shows highest corrosion rate of 0.015 mpy. As shown by the XRF data in Table-1, this sample contains 99.52% of Fe it is likely that iron oxide phases like Fe<sub>2</sub>O<sub>3</sub> and FeO are produced on the surface when the sample is exposed to tap water. The samples coated either by the paint or primer shows reduced corrosion rate of 0.003659 and 0.001591 mpy, respectively. The basic difference between primer and

paint is of a risen and pigment respectively. Porous surface is sealed by the risen contained in primer. Our study shows that paint-primer coating shows low corrosion resistance then primer coating. It might be due to the formation of porous coating on the surface of steel. However, the primer coating was non-porous and adherent. The highest corrosion resistance was observed in the case when sample was coated by nanostructured Ni-Cr. The corrosion rate as measured by the LPR test for Ni-Cr coated sample was 0.00005439 mpy which is almost 100% improvement in corrosion resistance as compared to the bare sample. This notable resistance in corrosion in Ni-Cr sample is believed to be the impact of Cr which is almost  $18.67 \pm 0.24\%$  present in the sample as shown by the XRF data (Table-1) whereas the bare samples are free from Cr; thus immune to corrosion.

The Chromium (Cr) forms  $\text{Cr}_2\text{O}_3$  protective scales at higher temperatures when exposed to the actual boiler applications. The  $\text{Cr}_2\text{O}_3$  has very high melting temperature (2435°C), therefore, it is thermodynamically stable at elevated temperatures for boiler applications. Therefore, in our samples  $\text{Cr}_2\text{O}_3$  forms a dense, continuous and adherent layer hindering the oxygen-substrate interaction reducing the corrosion effect. Another aspect of improved corrosion resistance in Ni-Cr sample is the nanocrystalline form of Nichrome powder used for the coating preparations. have shown that the nanostructured  $\text{Al}_2\text{O}_3/\text{TiO}_2$  coatings provide improved corrosion resistance as compared to the bulk  $\text{Al}_2\text{O}_3/\text{TiO}_2$  coatings. It is reported that the coating formed by the bulk powder are immune to grain dislodgment due to grain boundary cracking relates the improvement in corrosion resistance of nanostructured Cerium Oxide coated on Magnesium alloys with the superhydrophobicity achieved by the nano surface textured (Ishizaki and Masuda, 2011). Their potentiodynamic polarization resistance tests reveal that the corrosion resistance increases as the surface hydrophobicity is increased. Similar results have been discussed by (Pogrebniak 2018) where they have formed nanodimensioned grains (2.8 - 4 nm) formation in Ti-N-Cr/Ni-Cr-B-Si-Fe alloy. The nanograins have resulted in high corrosion resistance and the hardness of the samples have also been increased (Pogrebniak 2018)

Therefore, the overall understanding of nanostructured materials in Coating science is that the nano-sized powder agglomerate with each other cohesively forming nanosized grain boundaries. These nanosized grain boundaries improve the surface hardness and the surface hydrophobicity. Thus, the hard and hydrophobic surface of the coatings block the anodic and cathodic reactions between the substrate and

the oxygen or corrosive media diminishing the corrosion effect during high temperature boiler applications. Therefore, this approach of nanostructuring the Ni-Cr alloys can provide a long lifetime of the boiler tubes making them highly corrosion resistive surfaces.

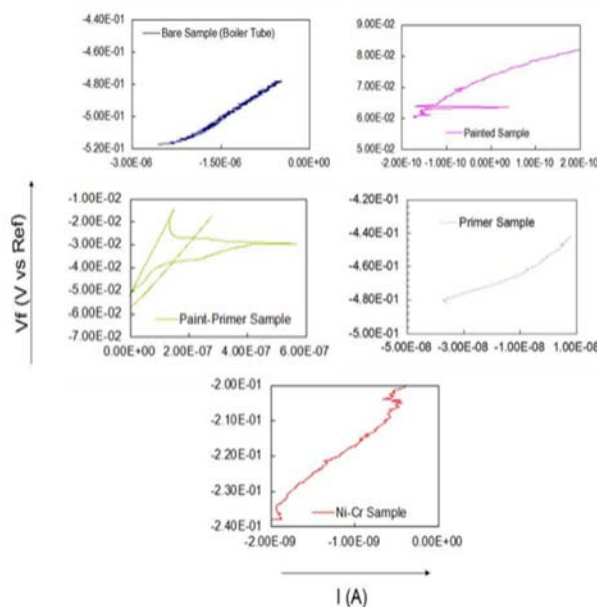


Fig. 4. Current Vs Voltage graph of Samples

#### 4.

#### CONCLUSION

Ni-Cr Nano-structured powder was successfully formulated and deposited on our samples of boiler tubes. Coatings were found to be uniform Nano-structured. In all the four coatings (i.e. Paint, Paint-Primer, Primer, Ni-Cr) Ni-Cr coating was found to have high corrosion resistance in comparison with their conventional counter-coatings.

#### REFERENCES:

- Ahmed, S. F, (2018) "Mobility assistance robot for disabled persons using electromyography (EMG) sensor." Innovative Research and Development (ICIRD), IEEE International Conference on. IEEE.
- Choy, K. L. (2003) Chemical vapor deposition of coatings, Prog. Mater. Sci. 48 57–170.
- Datta, M. K. S. K. Pabi, B. S. Murty, (2000) Phase fields of nickel silicides obtained by mechanical alloying in the nanocrystalline state, J. Appl. Phys. 87 (12) 8393–8400.
- Ishizaki T. and Y. Masuda, (2011) Corrosion resistance and durability of Superhydrophobic surface formed on Magnesium Alloy coated with Nanostructured Cerium Oxide film and Fluoroalkylsilane molecules in corrosive NaCl aqueous solution, Langmuir 27 4780-4788.

- Koropchak, J. A., S. B. Roychowdhury, (1990) Evidence for aerosol ionic redistribution within aerosols produced by chrome electroplating, *Environ. Sci. Technol.* 24 1861–1863.
- McCune, R.C., A. N. Papyrin, J. N. Hall, W. L. Riggs, P. H. Zajchowski, in: C. C. Berndt, S. Sampath (Eds.), (1995) *Advances in Thermal Spray Science and Technology*, ASM International, Materials Park, OH,.
- Nayak, S. S., S. K. Pabi, B. S. Murty, (2007) High strength nanocrystalline L12–Al3 (Ti,Zr) intermetallic synthesized by mechanical alloying, *Intermetallics* 15 26–33.
- Pawlowski, L.(2008). *The Science and Engineering of Thermal Spray Coatings*, John Wiley and Sons, Ltd., England,
- Papyrin, A., V. Kosarev, S. Klinkov, A. Alkimov, V. Fomin, (2006) *Cold Spray Technology*, Elsevier, UK,.
- Suryanarayana, C. (1995) Nanocrystalline materials, *Int. Mater. Rev.* 40 (2) 41–64.
- Pogrebnyak A. D. (2018) Nanocomposite protective coatings based on Ti-N-Cr/Ni-Cr-B-Si-Fe, their structure and properties, *Vacuum* 83 A.D. S235-S239.
- Pabi, S. K., B. S. Murty, (1996) Synthesis of nanocrystalline alloys and intermetallics by mechanical alloying, *Bull. Mater. Sci.* 19 (6) 939–956.
- Simms, N. J., P. J. Kilgallon, J. E. Oakley, (2007) Degradation of heat exchanger materials under biomass co-firing conditions, *Mater. High Temp.* 24 (4) 333–342.
- Stringer, J., I. G. Wright, (1995) Current limitations of high-temperature alloys in practical applications, *Oxid. Met.* 44 (1) 265–308.
- Simms, N. J. (2011) Environmental degradation of boiler components, in: J. E. Oakey (Ed.), *Power Plant Life Management and Performance Improvement*, Woodhead Publishing, UK, 145–179.
- Simms, N. J., P. J. Kilgallon, J. E. Oakey, (2007) Fireside issues in advanced power generation systems, *Energy Mater. Mater. Sci. Eng. Energy Syst.* 2 (3) 154–160.
- Tsai, W., T. H. P. Chen, W. Y. Hsien, (2002) A review of uses, environmental hazards and recovery/recycle technologies of perfluorocarbons (PFCs) emissions from the semiconductor manufacturing processes, *J. Loss Prev. Process Ind.* 15 65–75.
- Varalakshmi, S. M. Kamaraj, B. S. Murty, (2010) Processing and properties of nanocrystalline CuNiCoZnAlTi high entropy alloys by mechanical alloying, *Mater. Sci. Eng. A* 527 1027–1030.
- Young, M. A. (1965) Health hazards of electroplating, *J. Occup. Environ. Med.* 7 348–352.